

Name: _____


Section: _____

1. Count and Match

1



2



3



4



5



6



7



8



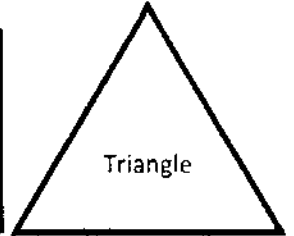
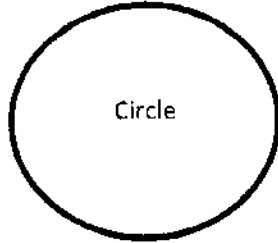
9



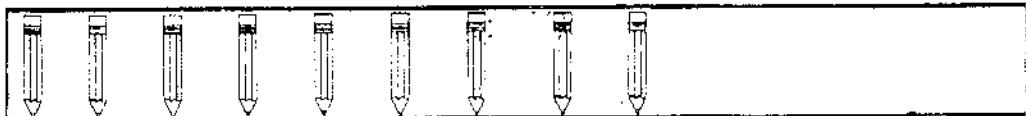

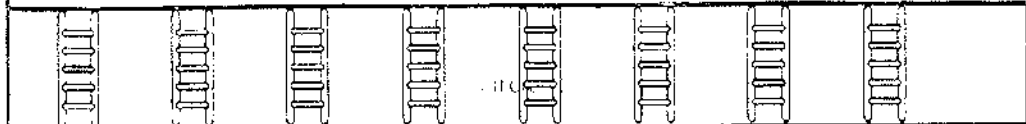

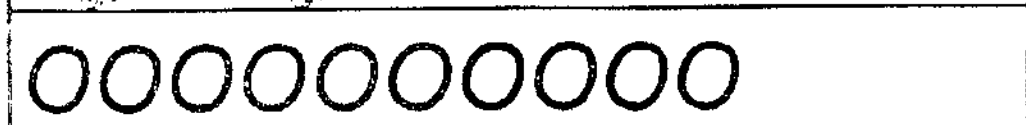
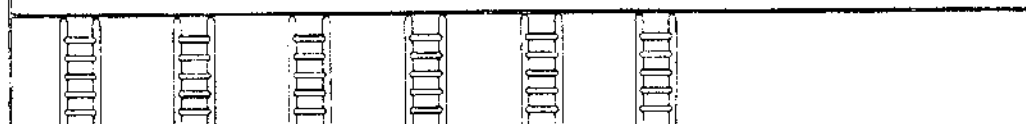
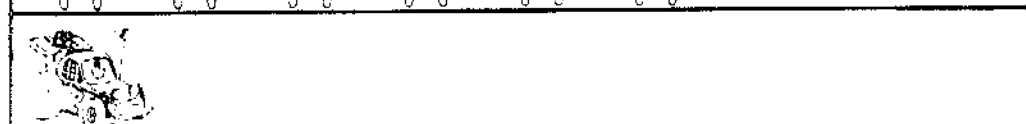
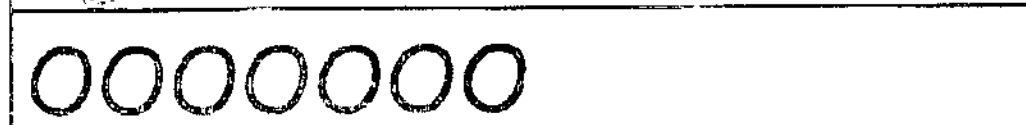


10



2. Identify and Colour the shapes



3. Count and write the number of objects in the given boxes.

Name: _____

Section: _____

Q1. Circle the bigger Number.

7 9 3

5 4 1

6 9 8

7 2 5



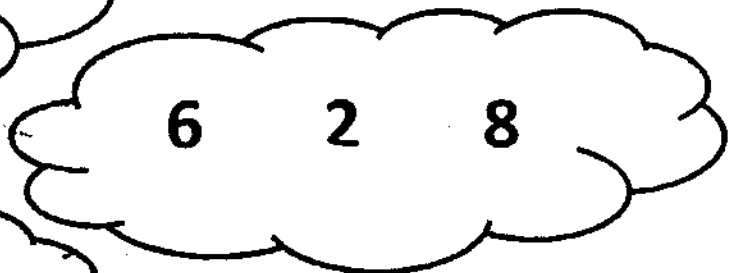



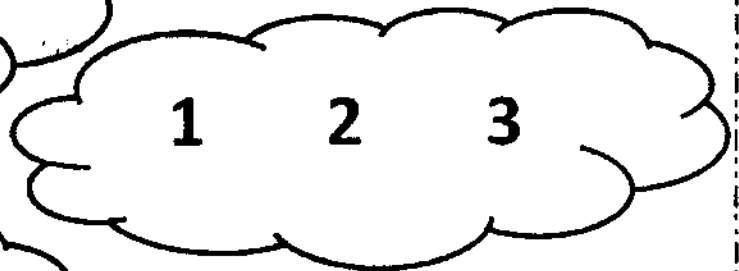

8 4 10

8 3 1

Name: _____

Section: _____

Q1. Circle the Smaller Number.



Pakistan International School Riyadh

Class: KG Subject: Math

Work sheet

Name: _____

Section: _____

1. Match the same numbers.

1	17
17	1
3	9
14	3
9	14
16	18
2	2
18	16

21	25
25	21
37	37
30	49
49	30
55	55
40	28
28	40

Pakistan International School Riyadh

Class: KG Subject: Math

Work sheet

Name: _____

Section: _____

1. Counting 1 - 30

1			11			21		
2			12			22		
3			13			23		
4			14			24		
5			15			25		
6			16			26		
7			17			27		
8			18			28		
9			19			29		
10			20			30		

2. Counting 31 – 60

Work sheet

31			41			51		
32			42			52		
33			43			53		
34			44			54		
35			45			55		
36			46			56		
37			47			57		
38			48			58		
39			49			59		
40			50			60		


3. Write the missing numbers.

* 1 _____ 3 _____ 5 _____ 7 _____ 9 _____ .

* _____ 12 _____ 14 _____ 16 _____ 18 _____ 20

BIG AND SMALL


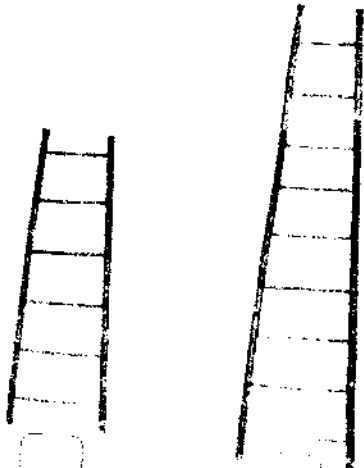




Tick (✓) the big and (x) the small objects .





LONG AND SHORT

● Tick (✓) the long and (x) the short object.



Note:- Table of 2 and counting, missing, matching upto 100 are also included in syllabus.